



2011-2012 GMT Reports for District (or Undistricted) **District 11 C2**

GMT: **Doctor GARY A ANDERSON** Location: **MICHIGAN**

GMT CA: **1**

CLUBS


Club Results
2011-2012

Clubs
2010-2011

Month	New Club Goal	Actual New Clubs	Actual Dropped Clubs	Gain/Loss of Clubs	Gain/Loss of Clubs
Jul/Aug/Sep		0	0	0	0
Totals		0	0	0	0

Club Results 2011-2012


Goal, New, Dropped, Gain/Loss



Legend: Goal (Cyan), Actual (Green), Dropped (Yellow), Gain Loss (Magenta)

Comparison of Club Gain/Loss


Current Year Compared to the Previous Year



Legend: Current Year (Cyan), Previous Year (Green)

YTD Status Quo Clubs 2011-2012

Status Quo Clubs Compared to Status Quo Members



Legend: Status Quo Clubs (Cyan), Total Status Quo Members (Green)

MEMBERSHIP

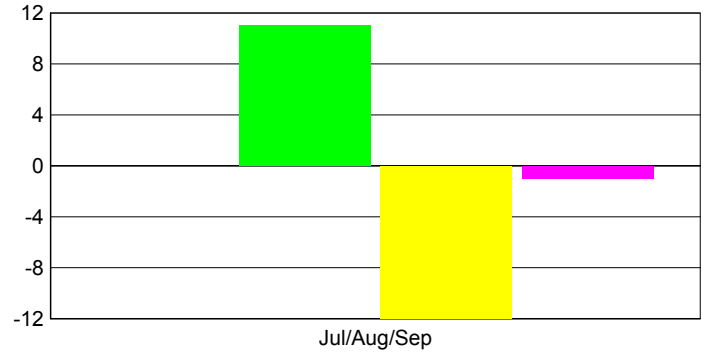
Membership Results
2011-2012

Membership
2010-2011

Month	Net Memb Goal	Actual New Memb	Actual Dropped Memb	Gain/Loss of Memb	Gain/Loss of Memb
Jul/Aug/Sep		11	-12	-1	-25
Totals		11	-12	-1	-25

Membership Results 2011-2012

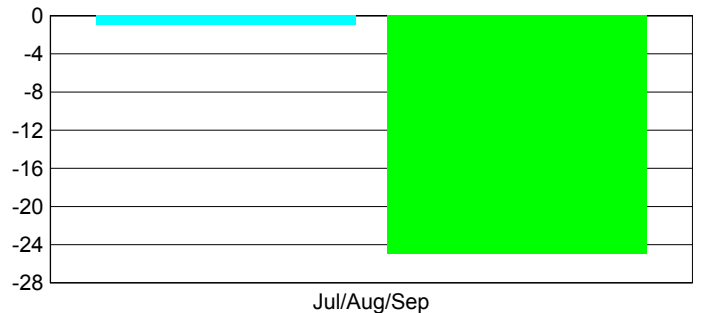
Goal, New, Dropped, Gain/Loss



Legend: Goal (Cyan), Actual (Green), Dropped (Yellow), Gain Loss (Magenta)

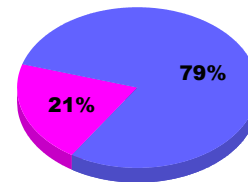
Comparison of Membership Gain/Loss

Current Year Compared to the Previous Year



Legend: Current Year (Cyan), Previous Year (Green)

Gender Comparison 2011-2012



Jul/Aug/Sep

Legend: Male (Blue), Female (Magenta)